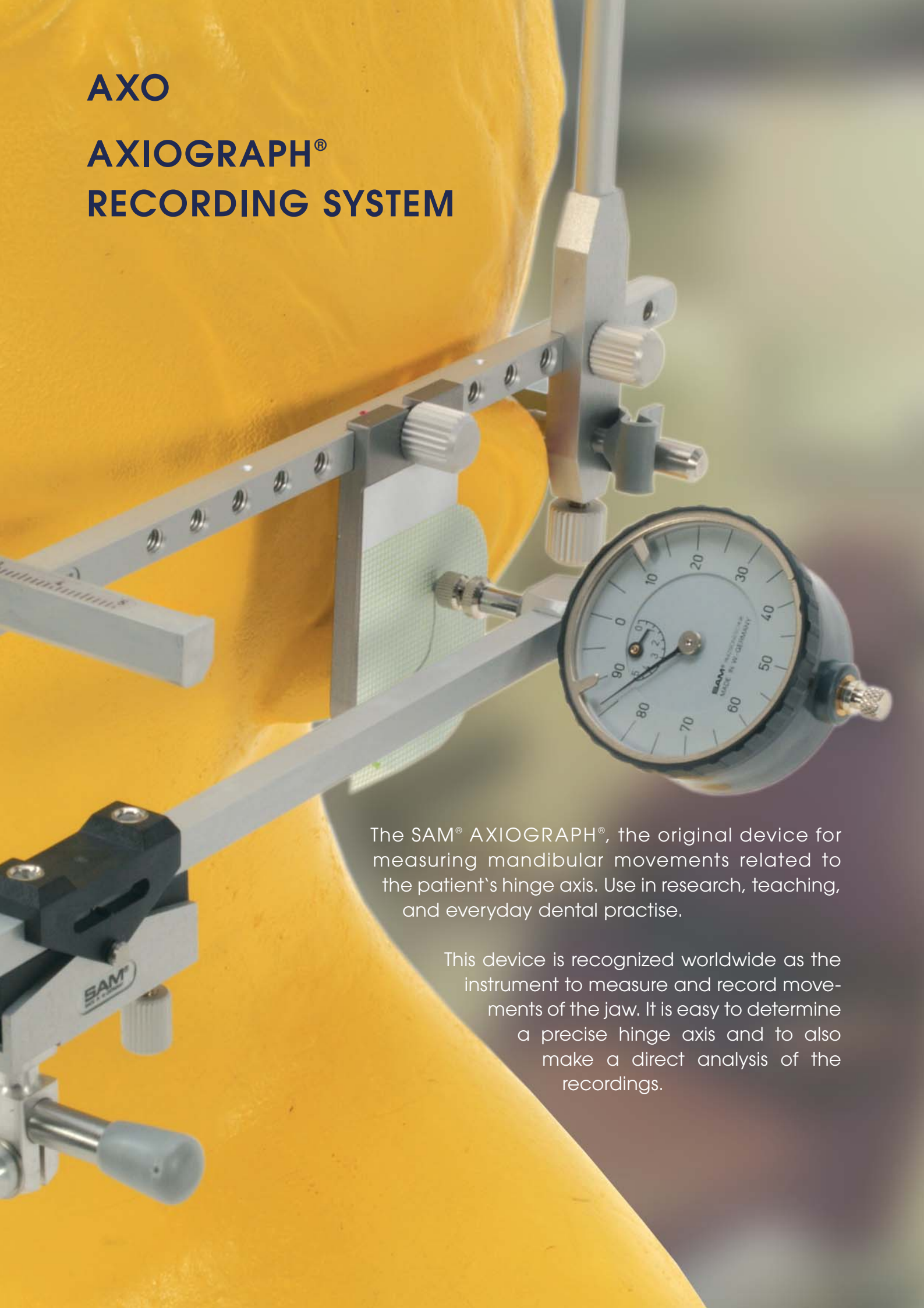


AXO

AXIOGRAPH®
RECORDING SYSTEM



The SAM® AXIOGRAPH®, the original device for measuring mandibular movements related to the patient's hinge axis. Use in research, teaching, and everyday dental practise.

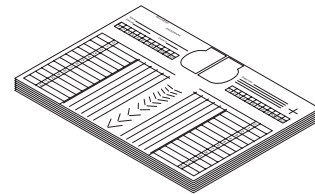
This device is recognized worldwide as the instrument to measure and record movements of the jaw. It is easy to determine a precise hinge axis and to also make a direct analysis of the recordings.

AXO 110

ORDER NR

AXIOGRAPH® RECORD SHEET

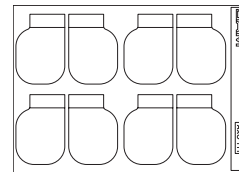
(50 sheets) for recording AXIOGRAPH® and MPI data

**AXO 111**

ORDER NR

AXIOGRAPH® REGISTRATION GRID LABELS, GREEN


(15 sheets) millimeter graph paper grid labels, 4 pair per sheet

**AXO 112**

ORDER NR

AXIOGRAPH® TRANSPARENT GRID LABELS, RED

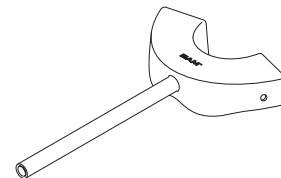
for AXIOGRAPH® (2 sheets) with millimeter scale, 60 per sheet

**AXO 220**

ORDER NR

TRAY CLUTCH N

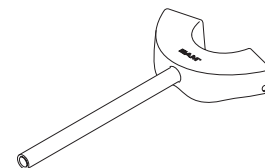
regular, for AXIOGRAPH® and AXIOQUICK® RECORDER, sterilizable

**AXO 221**

ORDER NR

TRAY CLUTCH K

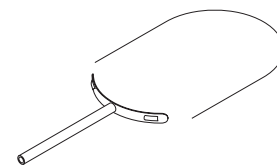
small, for AXIOGRAPH® and AXIOQUICK® RECORDER, sterilizable

**AXO 222**

ORDER NR

PARAOCCLUSAL CLUTCH

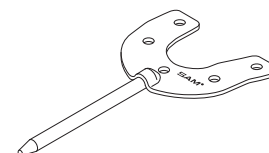
for AXIOGRAPH® and AXIOQUICK® RECORDER with flexible wire sidearms. Used for custom clutch fabrication with acrylic resin.

**AXO 230**

ORDER NR

TRANSFER FORK REGULAR N,

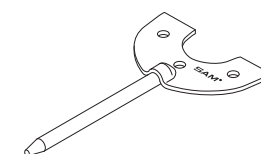
regular, for AXIOQUICK® and AXIOGRAPH®, sterilizable

**AXO 234**

ORDER NR

TRANSFER FORK KG

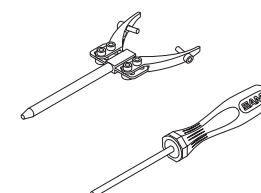
short fork, for AXIOQUICK® and AXIOGRAPH®, sterilizable

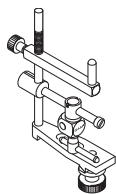
**AXO 334**

ORDER NR

AXIODAPT®

paraoclusal recording adapter for AXIOGRAPH® and AXIOQUICK® RECORDER with hex screw driver and with additional screws for full denture or fixed prosthodontic

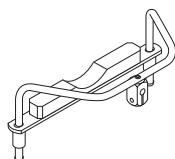




ARTICULATOR-ADAPTER KIT

for AXIODAPT®, incisal pin asymmetric with transfer bow cross-rod and NT-clamp, for the production of paraocclusal clutch on articulator mounted casts in the lab

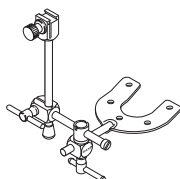
AXO 340K
ORDER NR



CLAMP MANDIBULAR EDENTULOUS

for attaching AXIOGRAPH® lower recording bow (AXO 334) to an edentulous patient using a paraocclusal clutch (edentulous type).

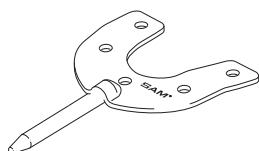
AXO 350
ORDER NR



TRANSFER FORK ASSEMBLY II-NT

for AXIOGRAPH® III, NT-clamp with short transfer fork AXO 465, vertical rod length 95 mm

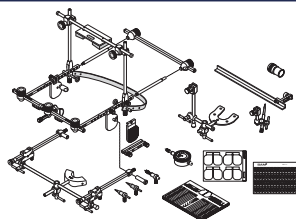
AXO 460
ORDER NR



TRANSFER FORK KS

short rod, for AXIOGRAPH® III, sterilizable

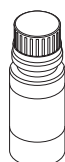
AXO 465
ORDER NR



AXIOGRAPH® III

used for functional analysis of the TMJ System, recording mandibular movement, anatomical and hinge axis facebow transfer. Also used with the AXIOTRON®. Supplied in a carrying case


AXO 500
ORDER NR



LUBRICANT LIQUID

for lubricating AXIOGRAPH®-Recording flags, and AXIOSPLIT® double matrix former to prevent extreme adhesion of grid labels. Requires only a very small amount (former MAT 101)

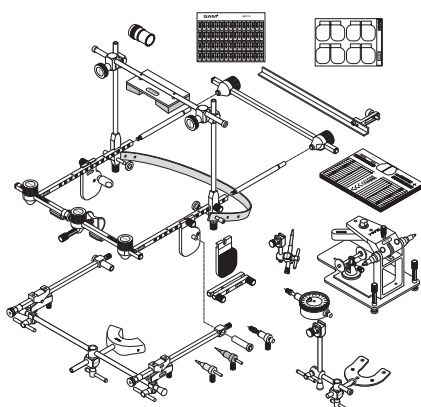
AXO 503
ORDER NR



OCCLUSAL INDICATOR WAX

green, 300 µm, for checking occlusion and occlusion adjustment procedures (former MAT 100)

AXO 505
ORDER NR



AXIOGRAPH® III KIT

for mounting plates with screw thread or for AXIOSPLIT® System

AXO 501K
ORDER NR

AXIOGRAPH® III KIT, MPS

for MPS Magnetic Mounting System Plates

AXO 516MK
ORDER NR

Used for functional analysis of the TMJ system, recording mandibular movement, anatomical and hinge axis facebow transfer. Also used with the AXIOTRON® and Ultrasonic AXIOGRAPH® with hinge axis facebow mounting device. Supplied in a carrying case

AXO 530

ORDER NR

**HINGE AXIS FACEBOW
MOUNTING DEVICE**

for mounting plates with screw thread or for AXIOSPLIT®
System
(former SMG 300)

AXO 545M

ORDER NR

**HINGE AXIS FACEBOW
MOUNTING DEVICE, MPS**

for MPS Magnetic Mounting System Plates (see figure)
(former SMG 315)

used to mounting maxillary casts in the articulator
use a Hinge Axis Transferbow. A single rotary control
extends the hinge axis pins of the instrument equidistant
to contact the reference points on the upper flag-
bow. Included are a magnetic carpet and a telesco-

